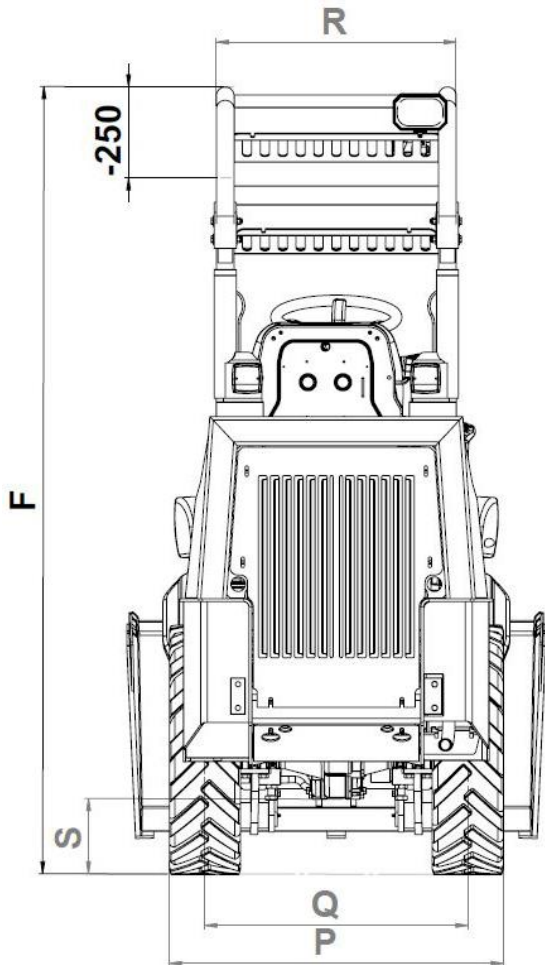
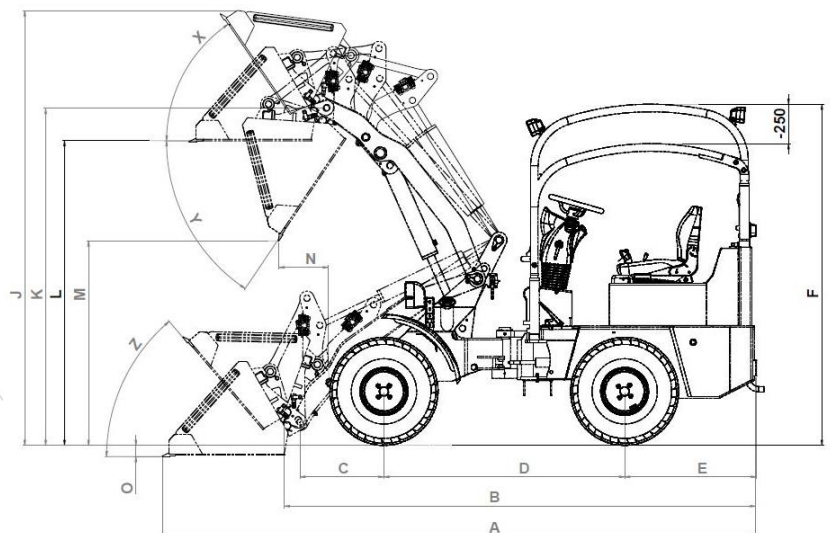
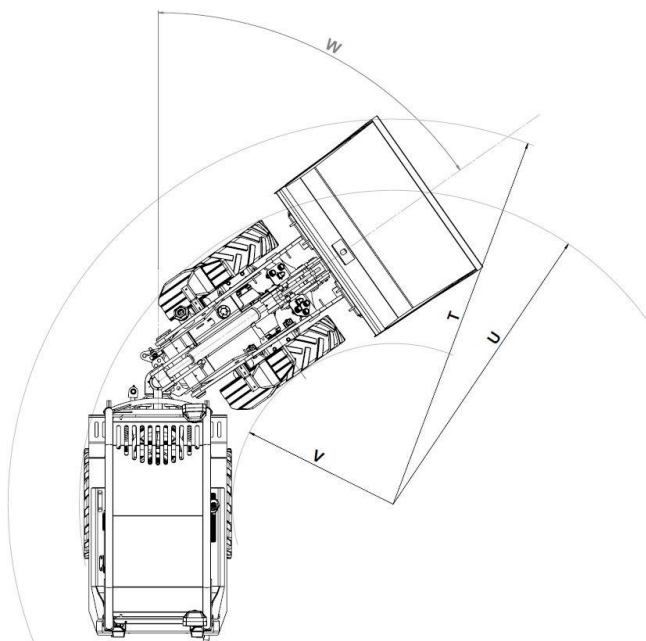


Datasheet 2226 S



		2226S
	Lifting capacities (shovel)	1500 kg
	Tipping loads – shovel	
	Machine in straight line*	1100 kg
	Machine articulated position (45°)*	900 kg
	Tipping loads palet fork (50cm)*	
	Machine in straight line*	950 kg
	Machine articulated position (45°)*	600 kg
A	Total length with shovel	3790 mm
B	Total length without shovel	3020 mm
C	Axle middle to shovel pivot pin	550 mm
D	Wheelbase	1523 mm
E	Rear overhang	830 mm
F	Height over Rops-Fops protection cage	2160 mm
J	Total working height	3275 mm
K	Height of the shovel pivot pin	2708 mm
L	Load-over height	2480 mm
M	Dumping height	1935 mm
N	Operating distance for M	325 mm
O	Digging depth	70 mm
P	Total width Standard tires	920 mm
Q	Track width	722 mm
R	Width over Protective roof	660 mm
S	Ground clearance	205 mm
T	Maximum radius (external)	2450 mm
U	Radius over outer edge	1955 mm
V	Inside turning radius	1000 mm
W	Angle of articulation	55°
X	Rollback angle at max. lifting height	50°
Y	Dumping angle (maxi.)	47°
Z	Rollback angle on ground	50°
	Volume Hydraulic oil tank	36l
	Volume Diesel tank	37l
	Weight on front axle	450 kg
	Weight on rear axle	960 kg
	Empty weight	1410 kg
	Operating weight	1610 kg



Data without additional cast weight Measures with standard tires

Measurements, non-contractual, subject to change depending on tires and attachments.

All information subject to change due to R&D.